

Activity Pack for Goldilocks and the Three Families of Bears

Page 1



Sing along

Baby Bear, Baby Bear
out for a roam
bring your parents in the house
someone's been in your home

Mummy Bear said someone's been for a forage,
taken a spoon and tasted my porridge
the other Mum said, someone's been at mine too
had a little nibble and a sip of my brew
Baby Bear looked at his bowl and his cup
cried someone's been at mine and they've eaten it all up

Baby Bear, Baby Bear
out for a roam
bring your parents in the house
someone's been in your home

Daddy Bear said someone's been in my chair
tested it out and left a long golden hair
the other Dad said, someone's been in mine as well
I can tell 'cos they've left a really funny smell
Baby Bear had nowhere but the floor to sit
someone had sat in his chair, and they'd broken it

Baby Bear, Baby Bear
out for a roam
bring your parents in the house
someone's been in your home

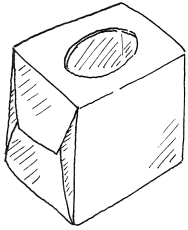
Daddy Bear said someone's been in my bed
there's a dent in my pillow in the shape of a head
Mummy Bear said they've been in my bed too
I left it so neat so it must be true
Baby Bear pulled back his sheet in fear
Someone's been in my bed and they're still here!

Goldilocks, Goldilocks run it to the wood
the bears will come and get you when you're up to no good

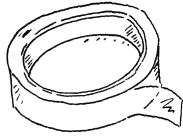


Make a chair for a bear

You will need:



empty square tissue box



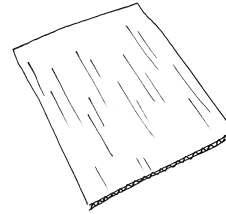
sticky tape



blue felt



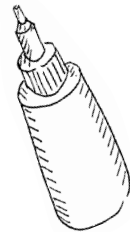
pen



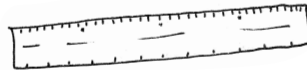
card



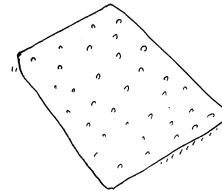
scissors



PVA glue



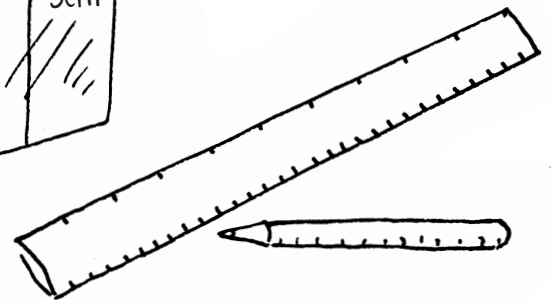
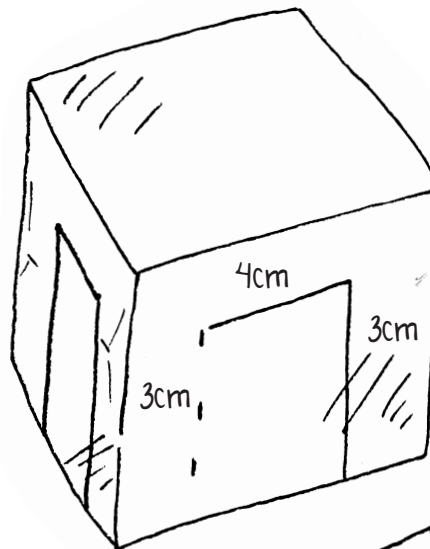
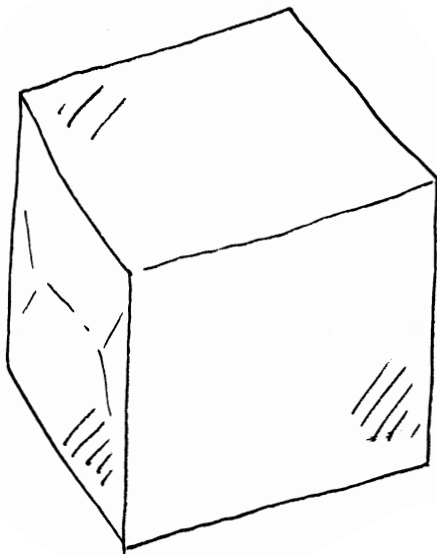
ruler



glitter felt (optional)

Instructions:

Turn the tissue box upside down



Measure and mark out leg shapes on each four sides of the box

The legs should be 3cm wide and the distance from the top 4cm

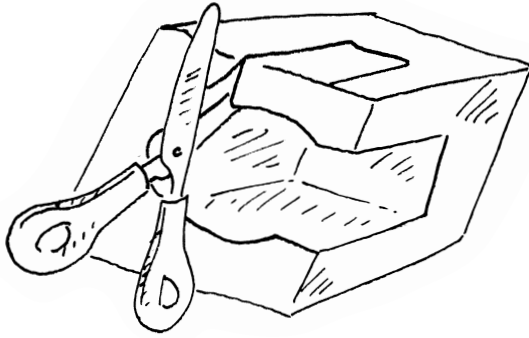
Activity Pack for Goldilocks and the Three Families of Bears

Page 3


little woolly vision




Instructions for chair continued.....




cut out legs



check if legs are strong enough
reinforce with card if necessary



measure and cut out the back of the
seat from card - it should be the same
width and height as the box
position in place and stick with glue
and sticky tape



using the chair as a template,
draw and cut out blue felt to
cover the chair

Activity Pack for Goldilocks and the Three Families of Bears


Page 4

little woolly vision



Instructions for chair continued.....

Glue the blue felt onto the chair covering it all
Glue glitter felt shapes on if using



Your finished chair!



Tips:

Use glitter instead of glitter felt

Test the strength of the chair by sitting your own bear or cuddly toy on it!



Activity Pack for Goldilocks and the Three Families of Bears


Page 5

little woolly vision



Goldilocks Maze

Can you help Goldilocks escape the bear's house and find her way into the woods?



Activity Pack for Goldilocks and the Three Families of Bears

Page 6

little woolly vision



Colour in the picture





Bonus Activities!

Have you got family photos at home?

Can you recognise the people in the pictures?

Do the older people in your family have any photos from when they were younger? Can you still recognise them?

Take a family selfie or draw your family